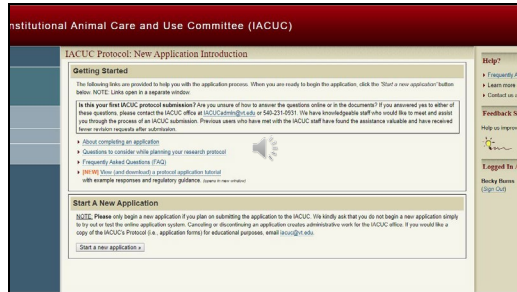


Slide 1



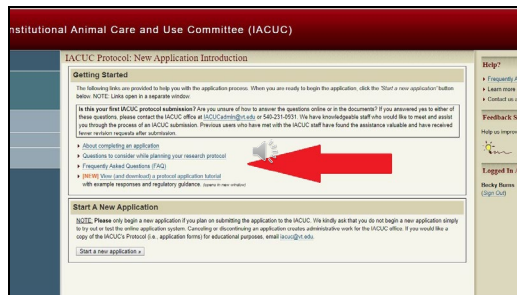
Getting Started

Slide 2




The New Application Introduction page offers a variety of resources to help you begin the submission process. As a note, the Animal Care and Use Program, or ACUP office, is also available to answer any questions you may have. Staff are happy to meet with you in person or virtually to provide assistance. We have found that individuals who utilize these resources do not require as lengthy of a revision process prior to approval.

Slide 3



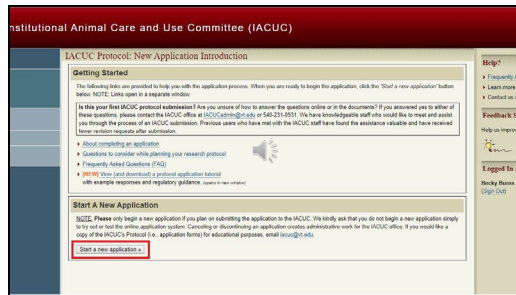
Inside the Getting Started box, you will find links to a variety of resources to assist you in completing the application. I would like to highlight the protocol application tutorial.

Slide 4



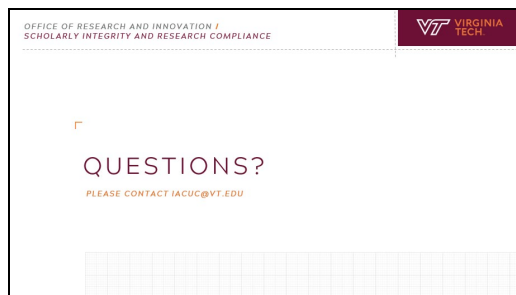
At the time this video is being made, a tutorial is only available for the research protocol document although additional tutorials may be forthcoming. This tutorial for the application document is available as a pdf. For each section, you will find a box containing the regulations behind why the questions in that section were asked, as well as helpful hints in blue that provide insight to what the IACUC members are looking for as they review the document.

Slide 5



Ready to start the application? Proceed by clicking the button outlined in red.

Slide 6



This concludes this portion of the video tutorial. If you have additional questions or suggestions to improve this tutorial, please feel free to call 540-231-0931 or email [iacuc@vt.edu](mailto:iacuc@vt.edu). The ACUP staff is happy to assist you as you complete the protocol submission process. Thank you for watching.