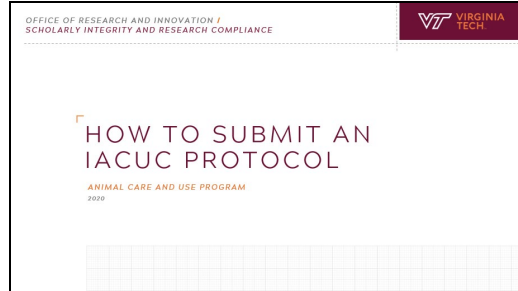



Slide 1



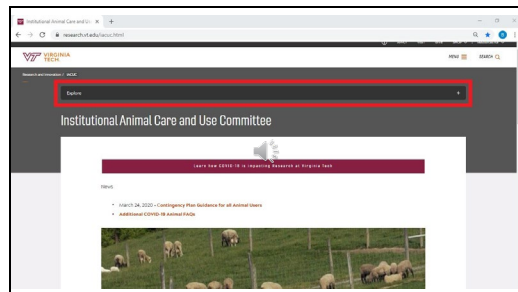
Hello, this video will discuss the Virginia Tech IACUC Protocol Submission process and walk through each section of the online application.

Slide 2



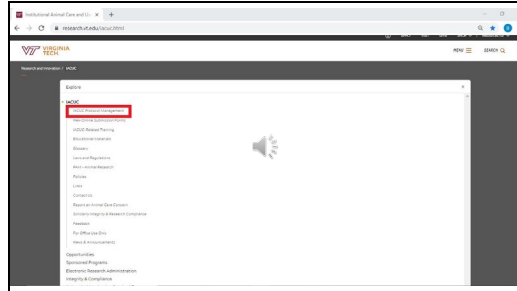
If you would like to skip ahead to a certain section of the application process, we recommend pausing the video here to determine the appropriate video for you to jump ahead to.

Slide 3



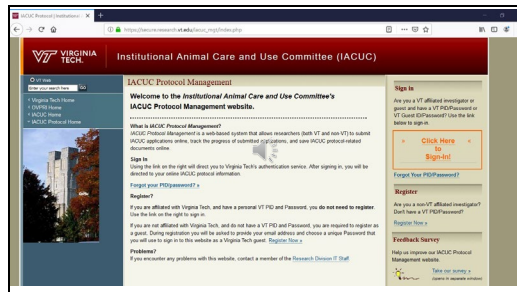
The IACUC Protocol Management System can be accessed from the IACUC home page by first clicking on the drop down menu outlined in red.

Slide 4



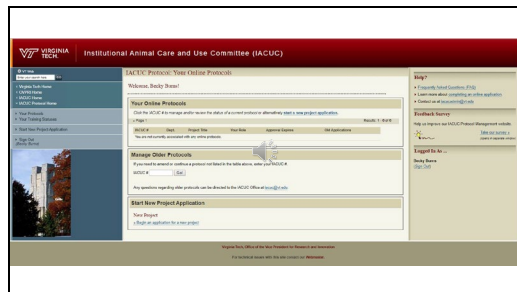
From the dropdown menu, select "IACUC Protocol Management".

Slide 5



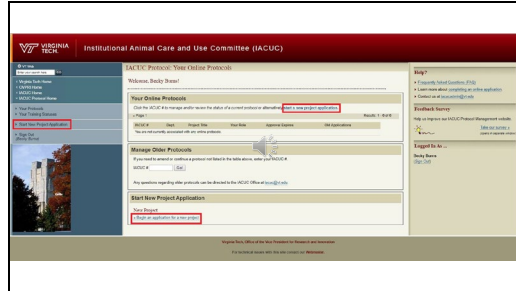
By clicking on the link in the orange box, you will be asked to log in using your Virginia Tech or Guest PID and password.

Slide 6



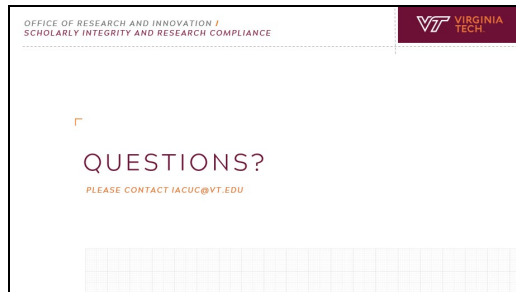
This is the homepage of the protocol management system.

Slide 7



You may begin a new protocol application via any of the links outlined in red.

Slide 8



This concludes this portion of the video tutorial. If you have additional questions or suggestions to improve this tutorial, please feel free to call 540-231-0931 or email [iacuc@vt.edu](mailto:iacuc@vt.edu). The ACUP staff is happy to assist you as you complete the protocol submission process. Thank you for watching.